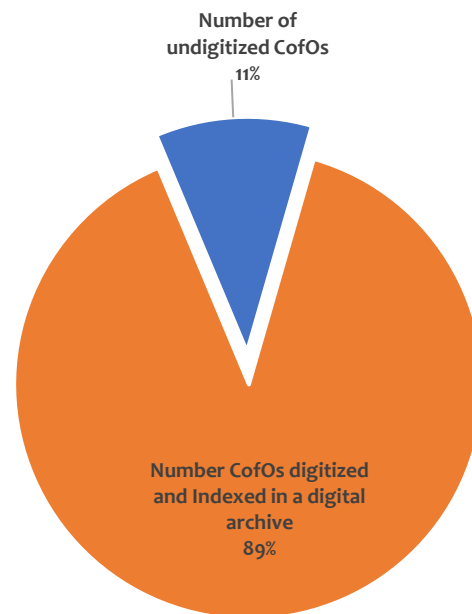


# AKWA IBOM STATE STATISTICS OF CERTIFICATE OF OCCUPANCY ISSUED

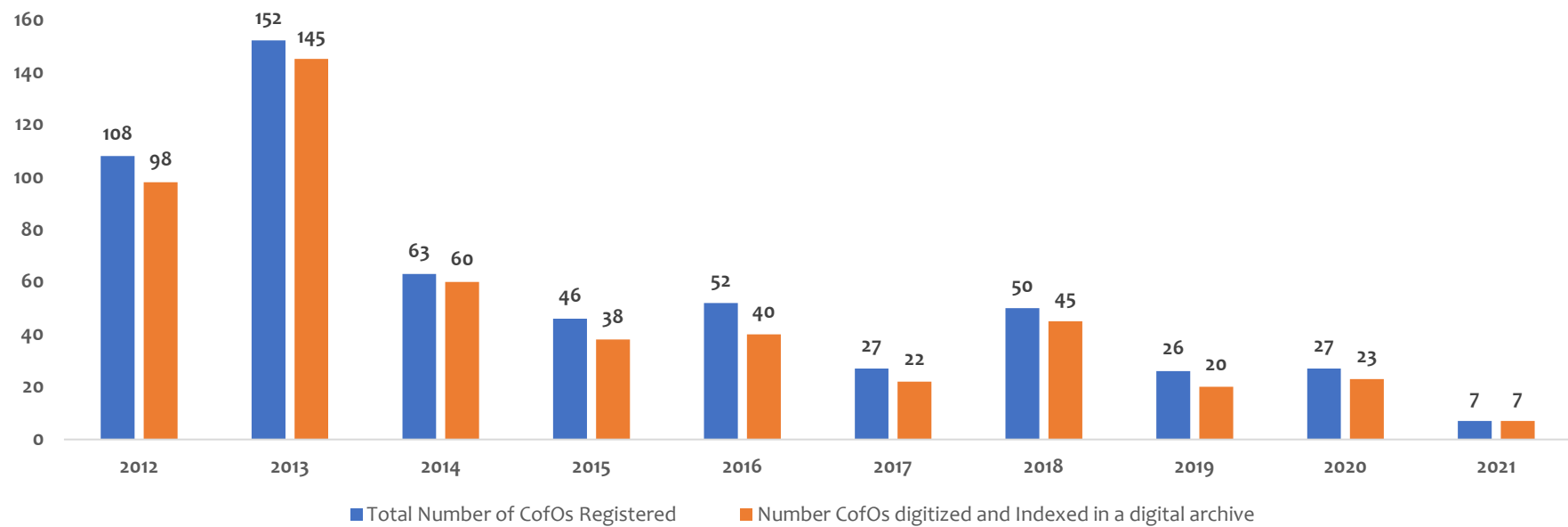
## Certificates of Occupancy (CofO) Issued From 1st January 2012 - 31st December 2021

Description/ Year	Total Number of CofOs Registered	Number CofOs digitized and Indexed in a digital archive	Number of undigitized CofOs
2012	108	98	10
2013	152	145	7
2014	63	60	3
2015	46	38	8
2016	52	40	12
2017	27	22	5
2018	50	45	5
2019	26	20	6
2020	27	23	4
2021	7	7	0
<b>Total</b>	<b>558</b>	<b>498</b>	<b>60</b>

Number of CofOs Resgistered for  
Akwa IBom State (1st January 2021 - 31st December 2021)



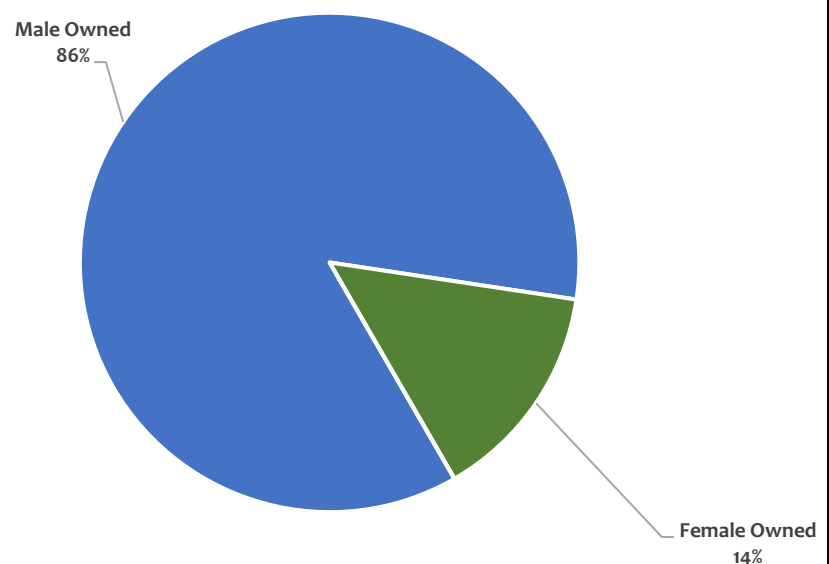
## Certificates of Occupancy (CofO) Issued From 1st January 2012 - 31st December 2021



## Ownership of Registered CofOs issued by Gender (both digitized and undigitized)

Ownership Type	Number of CofOs Issued	
	1st Jan 2021 - 31st Dec. 2021	1st Jan 2022 - Sept 2022 (if available)
Male Owned	6	
Female Owned	1	
Joint Owned (with inclusion of a female ownership)	0	
<b>Total</b>	<b>7</b>	<b>0</b>

Gender spread of Akwa Ibom State CofOs  
(CofOs Issued between 1st January 2021 - 31st December 2021)



Click to Download: [https://akwagis.ak.gov.ng/assets/images/CofOs\\_stats.pdf](https://akwagis.ak.gov.ng/assets/images/CofOs_stats.pdf)

Signed: Honourable Commissioner, Ministry of Land and Natural Resources

Published 9:45:13am, 11 November 2022

**STATISTICS OF CERTIFICATE OF OCCUPANCY ISSUED BY  
AKWA IBOM STATE**

Certificates of Occupancy (CofO)  
Issued From 1st January 2012 - 31st December 2021

Description/ Year	Total Number of CofOs Registered	Number CofOs digitized and Indexed in a digital archive	Number of undigitized CofOs
2012	108	98	10
2013	152	145	7
2014	63	60	3
2015	46	38	8
2016	52	40	12
2017	27	22	5
2018	50	45	5
2019	26	20	6
2020	27	23	4
2021	7	7	0
<b>Total</b>	<b>558</b>	<b>498</b>	<b>60</b>

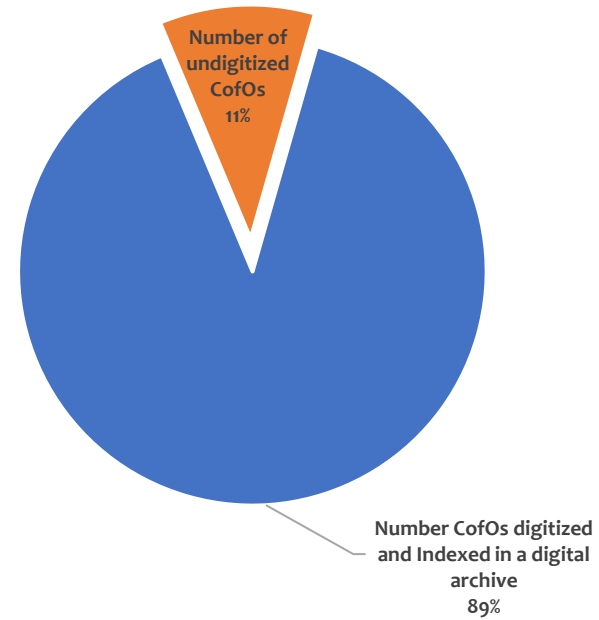
**Ownership of Registered CofOs issued by Gender  
(both digitized and undigitized)**

Ownership Type	Number of CofOs Issued	
	1st Jan 2021 - 31st Dec. 2021	1st Jan 2022 - Sept 2022 (if available)
Male Owned	6	
Female Owned	1	
Joint Owned (with inclusion of a female ownership)	0	
<b>Total</b>	<b>7</b>	<b>0</b>

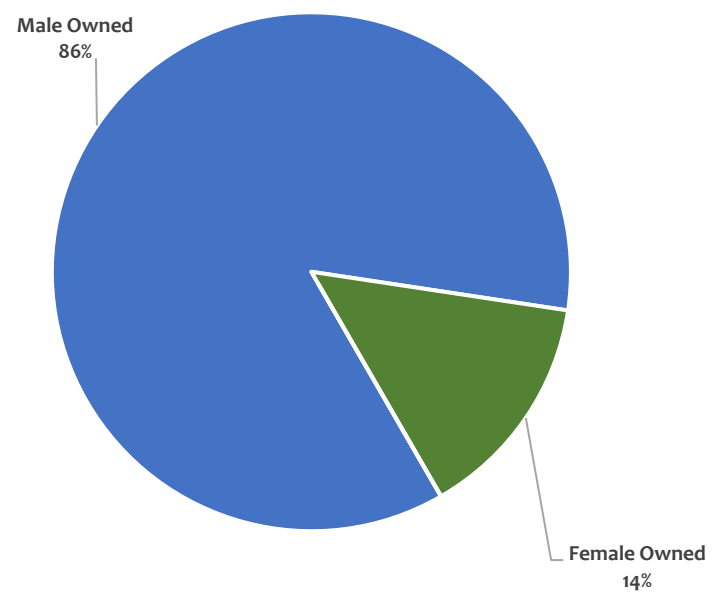
Click to Download: [https://akwagis.ak.gov.ng/assets/images/CofOs\\_stats.pdf](https://akwagis.ak.gov.ng/assets/images/CofOs_stats.pdf)

Signed: Honourable Commissioner, Ministry of Land and Natural Resources

**Number of CofOs Resgistered for  
Akwa IBom State (1st January 2021 -  
31st December 2021)**



Gender spread of Nasarawa State CofOs  
(CofOs Issued between 1st January 2021 - 31st  
December 2021 )



Published 9:45:13am, 11 November 2022